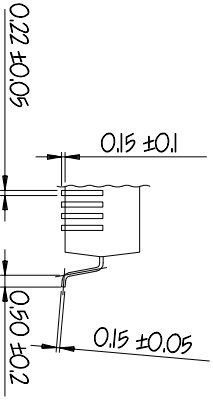

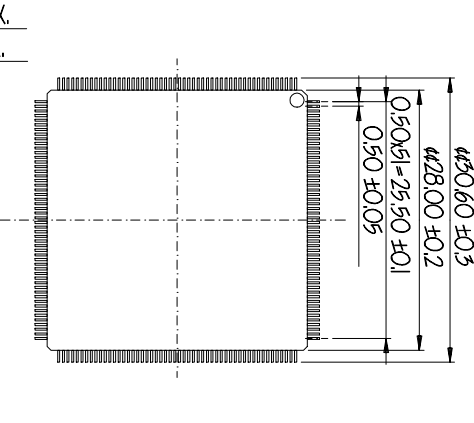


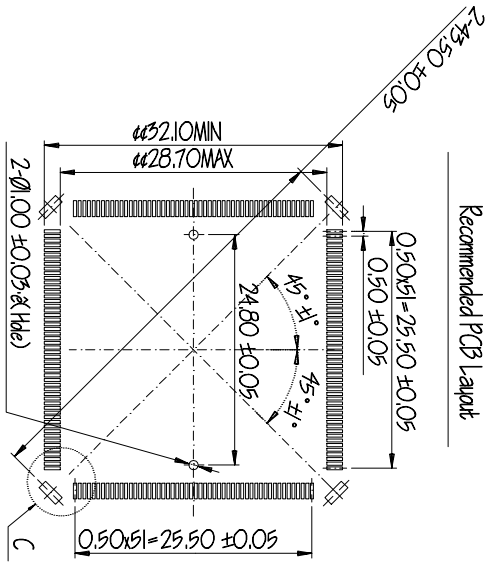
THE DRAWINGS AND INFORMATION CONTAINED HEREIN ARE THE EXCLUSIVE PROPERTY OF ACTEL. THE INFORMATION AND DESIGN CONCEPTS CONTAINED HEREIN ARE CONFIDENTIAL AND PROPRIETARY. SHALL BE MAINTAINED IN STRICT CONFIDENCE AND SHALL NOT BE RELEASED TO ANY THIRD PARTY WITHOUT THE EXPRESS WRITTEN PERMISSION OF ACTEL.

REV NO.	REV	DESCRIPTION OF CHANGE	EFFECTIVE DATE	ORIGINATOR
980379	0	Initial	12/15/98	R. Kuang

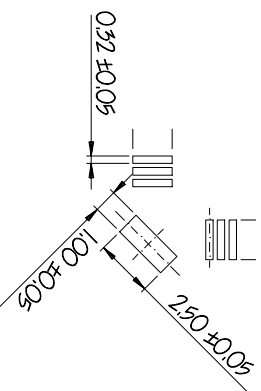
Applicable [C] Dimension (important dimensions)



Recommended PCB layout



DETAIL C (5=5/1)



ACTEL CONFIDENTIAL

UNLESS OTHERWISE SPECIFIED DIMENSIONS ARE IN MILLIMETERS		PROJECTION	
DECIMAL	ANGULAR		
X.X ±0.10	±1°	APPROVALS	DATE
X.XX ±0.05		R. Kuang	10/9/98
X.XXX ±0.03		CHECKED	
MATERIAL	SEE NOTES	DWG#	
FINISH	SEE NOTES	RELEASED	
DO NOT SCALE DRAWING			

ACTEL CORP 955 E ARLING AVE SUNNYVALE, CA 94086		TITLE	
Yamatchi P0208		Mount Socket-w/alignment pin	
Vendor Name: Yamatchi		ACTEL DWG. NUMBER: 1-07-09027	
Vendor Part#: ICI49-208-161-SS		Vendor Dwg. Number: N/A	
Actel Part#: SY-P0208-2		SCALE: NONE SHEET 2 OF 2	